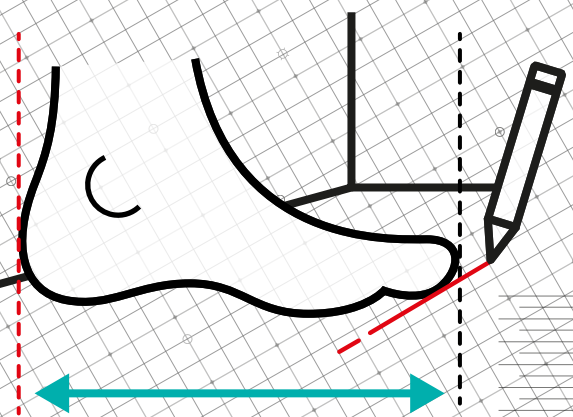
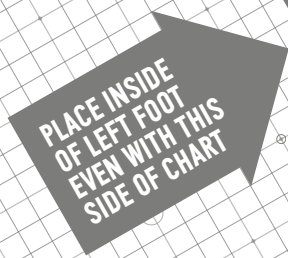

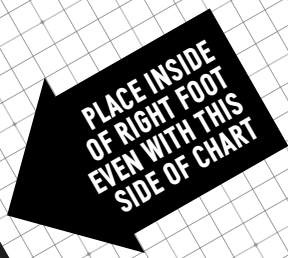


N | NIDECKER



FEET MEASURER

RIGHT



PRINT & FIND YOUR BOOTS SIZE

1. Fold the paper along the short dotted line.
2. Place your L or R foot so it runs along the long line. Bend your knees slightly, as if you were snowboarding.
3. Draw a mark in front of your longest toe to mark the size.
4. Measure the distance between the fold and your mark using a ruler or tape measure.
5. Repeat for your other foot!
6. Different sized feet? Use the measurement from your larger foot to find your boot size.
7. Enter the dimension in the box above the size.

